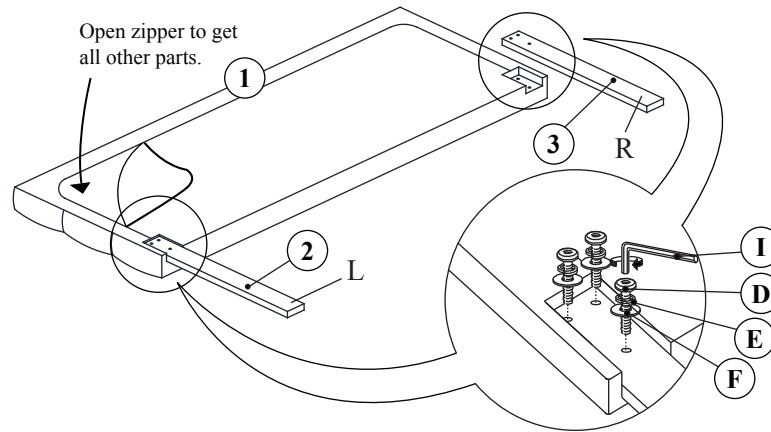


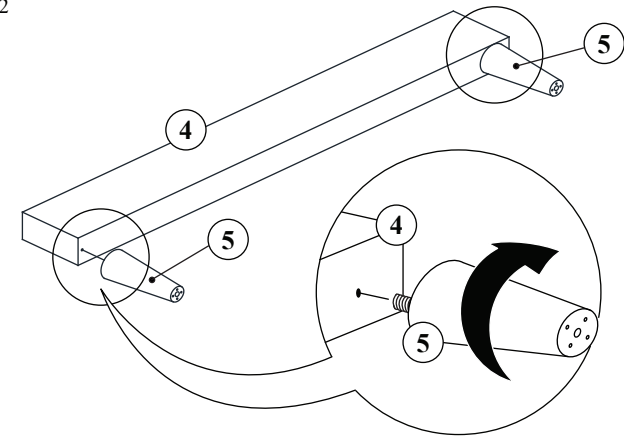
ASSEMBLY INSTRUCTION

NO	PARTLIST	QTY
1	HEADBOARD CUSHION	1PC
2	HEADBOARD LEG(LEFT)	1PC
3	HEADBOARD LEG(RIGHT)	1PC
4	FOOTBOARD CUSHION	1PC
5	FOOTBOARD LEG	2PCS
6	LEFT SIDE RAIL	2PCS
7	RIGHT SIDE RAIL	2PCS
8	CLEAT	4PCS
9	SIDE RAIL SUPPORT LEG	2PCS
10	ROLL SLAT	2SETS
ITEM	HARDWARE	QTY
A	JCBB SCREW M8 x 20MM	8PCS
B	JCBC SCREW M6 x 25MM	8PCS
C	JCBC SCREW M6 x 35MM	16PCS
D	JCBC SCREW M6 x 50MM	6PCS
E	SPRING WASHER M6 x 12MM	30PCS
F	FLAT WASHER M6 x 19MM	30PCS
G	SCREW M4 x 32MM	8PCS
H	L-KEY M5 x 65MM	1PC
I	L-KEY M4 x 65MM	1PC

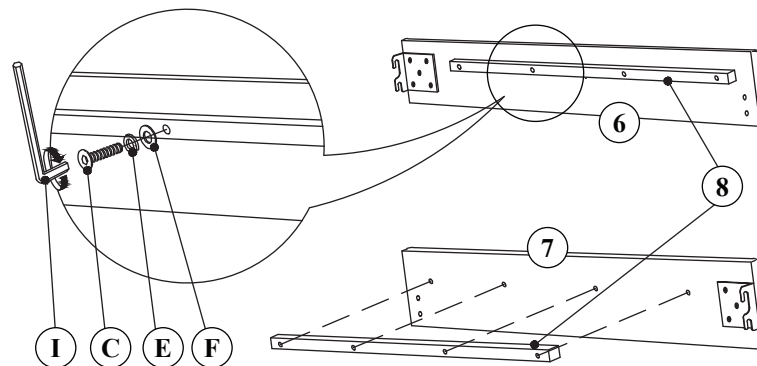
STEP 1



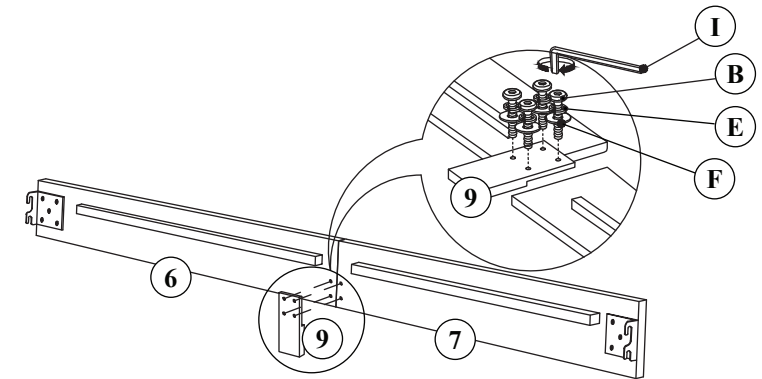
STEP 2



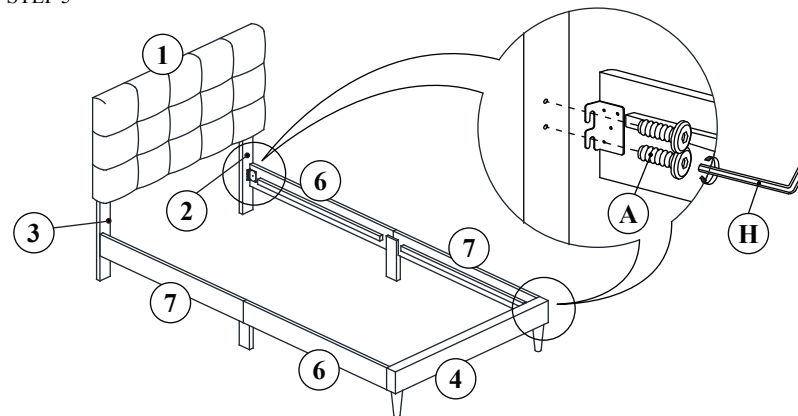
STEP 3



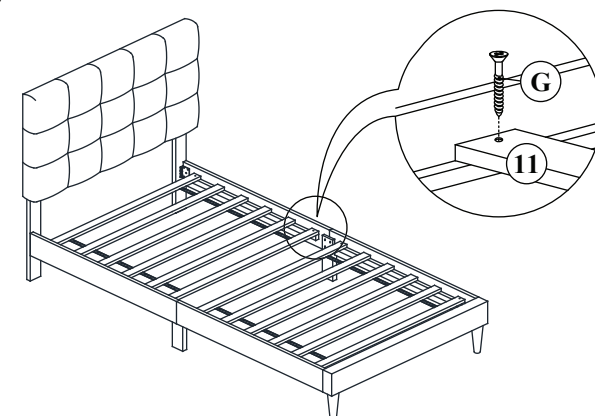
STEP 4



STEP 5



STEP 6



ASSEMBLY COMPLETED